



The New Axle Of Food Security

Gustavo Gordillo de Anda

Costa Rica ,November 2004

Agricultural systems are evolving

- Towards an ***extended agriculture***.
- Towards a ***urban contract agriculture***
- Towards a ***global agriculture based on knowledge***
- Towards an ***associative agriculture***
- Towards a ***sustainable agriculture***.
- Towards an ***based on a territorial approach***

Changes experienced in Latin America and the Caribbean in recent years (1)

1. From a closed to an open economy:

What type of insertion agriculture and rural sector need to have in the new development model?

2. Technological Matrix:

How can new technological matrixes be atuned to the heterogeneity of production be developed?

How can techological progress in areas with greater potential be linked with low potential areas?

Changes experienced in Latin America and the Caribbean in recent years (2)

3. Transformation of the social structure:

What is today an agricultural producer?

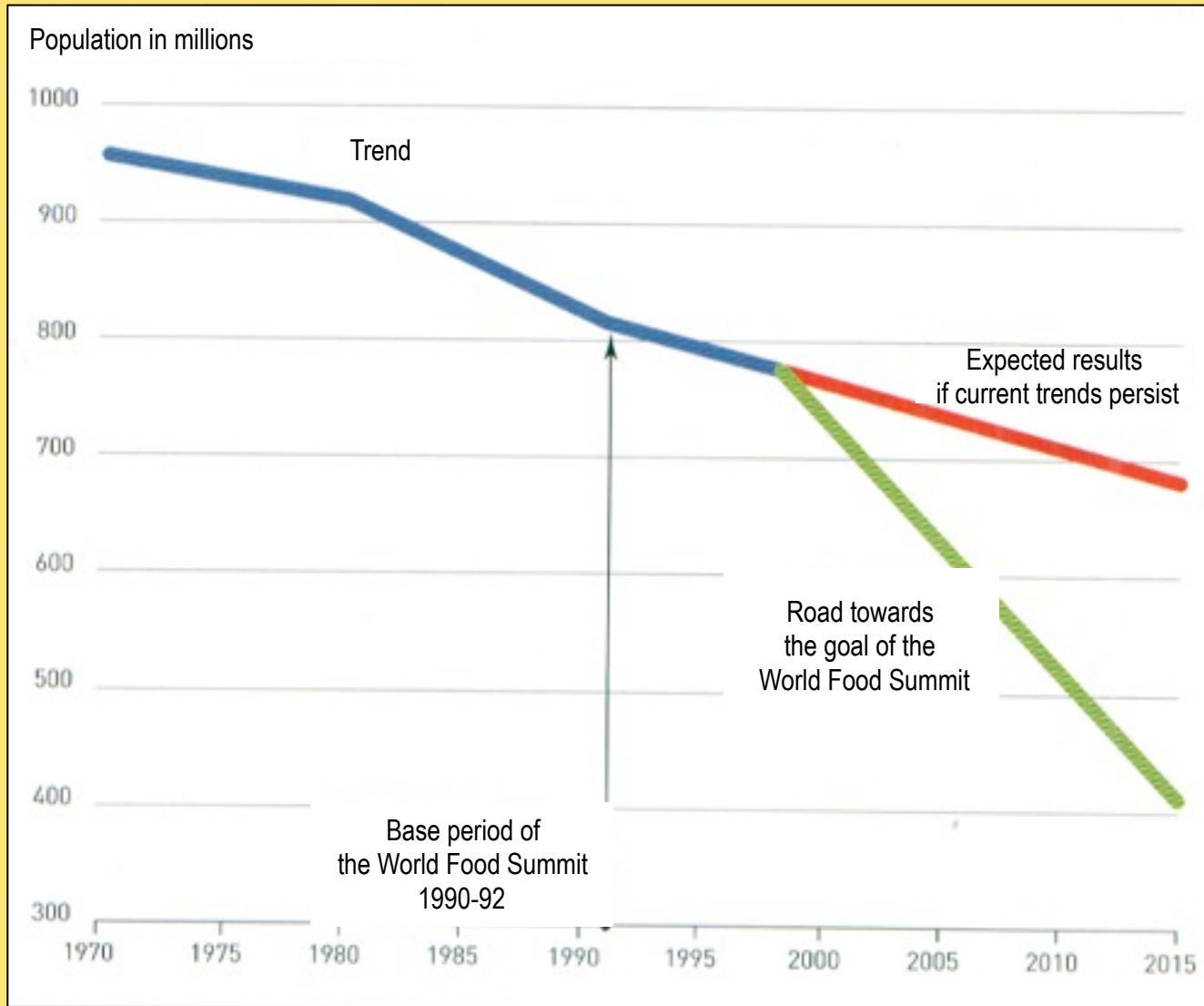
How can we promote an organizational framework aware of social plurality?

4. Public arena:

What are the interactions between state, markets and civil society?

How to link decentralization and empowerment of rural actors?

Number of undernourished: observed and projected levels



Rates of reduction of the undernourished :

Current: 2.1 million persons/year

Needed: 26 million persons/year

The undernourished in Latin America and the Caribbean

	Number of undernourished persons (millions)		% of undernourished in total population	
	1990-1992	1999-2001	1990-1992	1999-2001
LATIN AMERICAN AND THE CARIBBEAN	59.0	53.4	13.0	10.0
Brazil	18.6	15.6	12.0	9.0
Mexico	4.6	5.2	5.0	5.0
Southern Cone	2.8	1.8	5.2	3.0
Andean Countries	20.0	15.4	21.1	13.6
Central America	5.0	7.4	17.5	20.5
Spanish Speaking Caribbean	7.4	7.4	29.7	26.7
CARICOM	0.8	0.5	17.0	9.8

Source: FAO

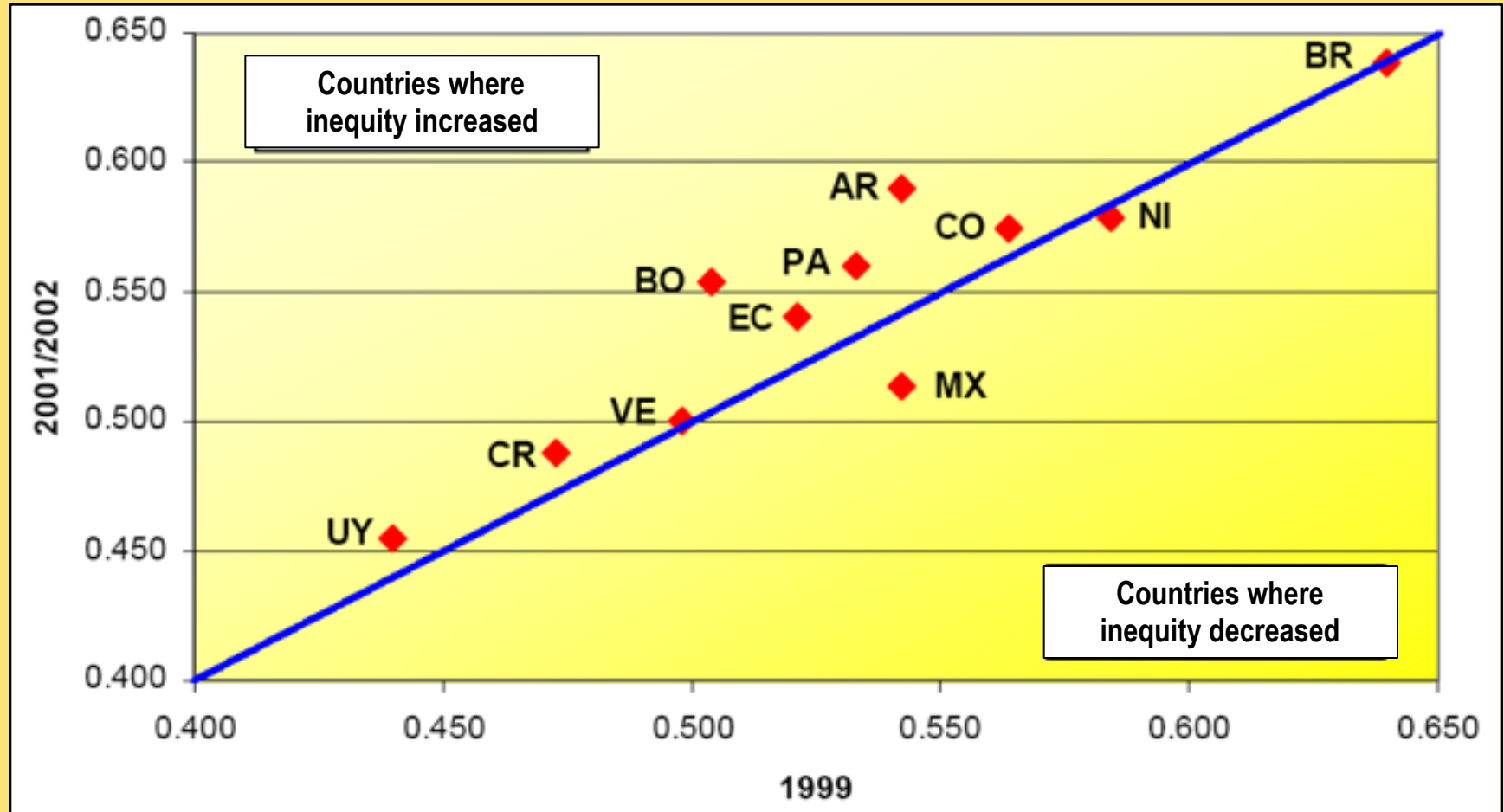
Magnitude of poverty and indigence in Latin America and the Caribbean

Year	Poor Population ^a			Indigent Population		
	Total	Urban	Rural	Total	Urban	Rural
(Population in millions)						
1990	200.2	121.7	78.5	93.4	45.0	48.4
2000	207.1	131.8	75.3	88.4	42.8	45.6
2001	213.6	138.7	75.2	91.7	45.8	45.9
2002	221.4	146.7	74.8	97.4	51.6	45.8
(Percentages)						
1990	48.3	41.4	65.4	22.5	15.3	40.4
2000	42.5	35.9	62.5	18.1	11.7	37.8
2001	43.2	37.0	62.3	18.5	12.2	38.0
2002	44.0	38.4	61.8	19.4	13.5	37.9

^a Includes indigent population. Estimates for 19 countries of the Region.

Source:
ECLAC

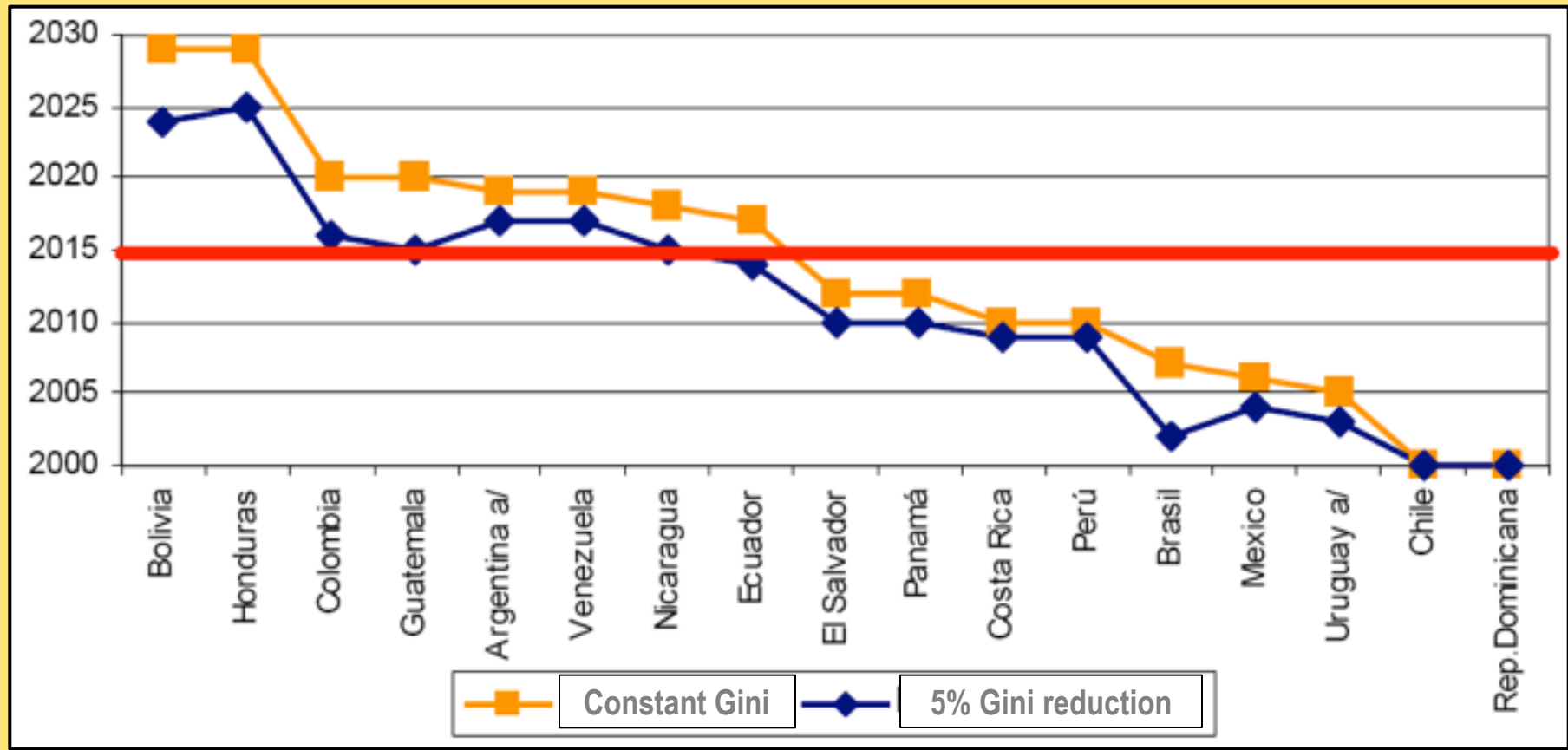
Inequities in income distribution in Latin America (11 countries: Gini coefficient 1999 and 2001/2002a)



^a Data on urban areas for Bolivia, Colombia, Ecuador, Panamá and Uruguay. Data for Argentina correspond to the Greater Buenos Aires area.

Improvement in income distribution - essential in achieving reduction of extreme poverty

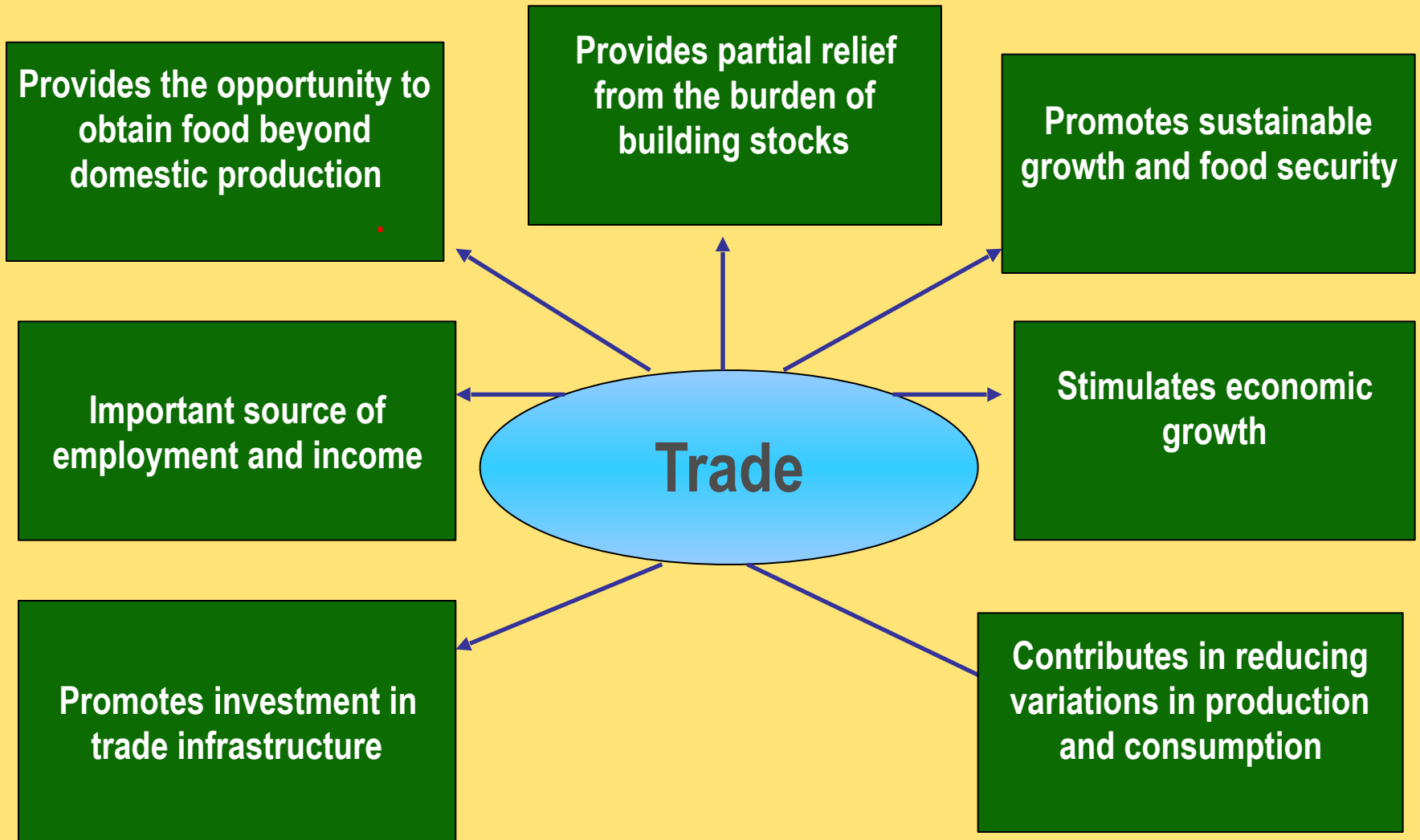
A 5% decrease of the Gini coefficient would allow 12 countries to attain reduction of extreme poverty goals by 2015.



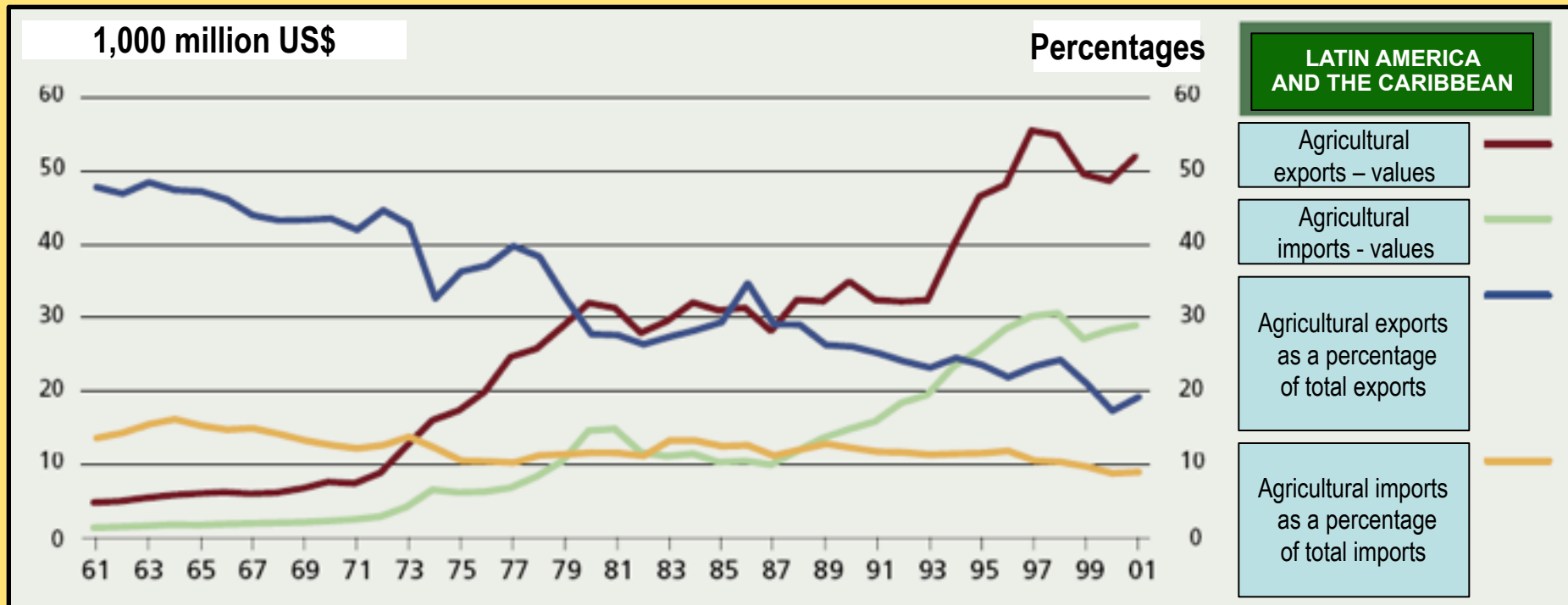
Source: ECLAC

Projections based on an economic growth equivalent to the average of the 5 best years within the 1990-2002 period

Trade: an ingredient of the new axle



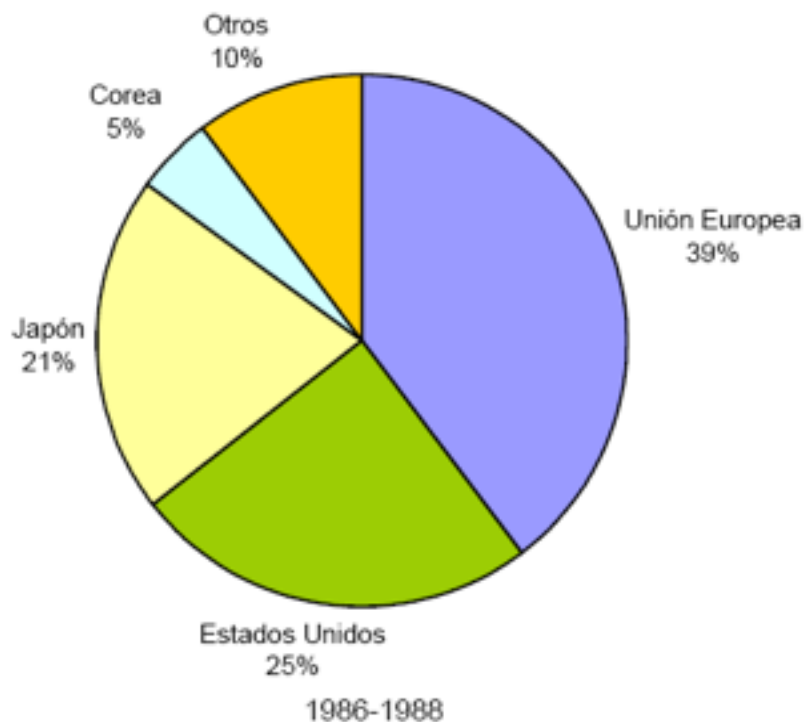
Latin America and the Caribbean is the most agricultural trade-oriented Region



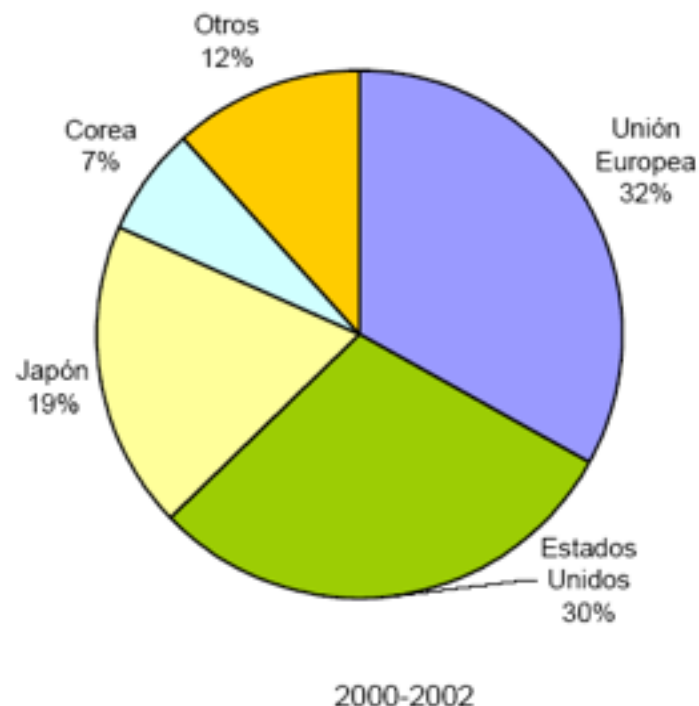
Source: FAO

However...too much dependence on the export of a small number of agricultural commodities

Subsidies from OECD countries to agriculture



Total estimated aid in OECD countries
302,384 million US\$

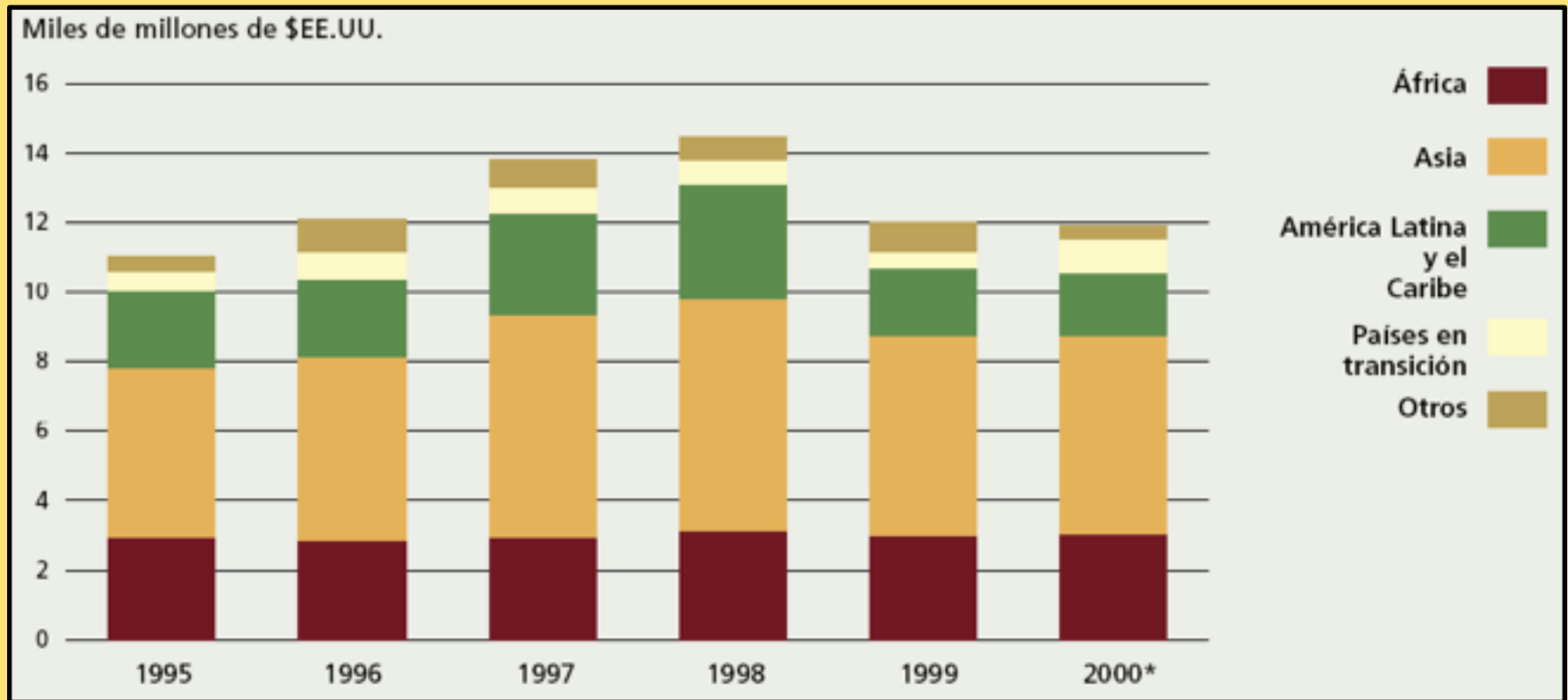


Total estimated aid in OECD countries
315,015 million US\$

Source: FAORLC based on data from the OECD PSE/CSE database.

The LAC Region is not a priority for development assistance

Commitments in foreign assistance to agriculture, by recipient regions



Source: FAO

Funding to eradicate rural poverty and social inequality can only come from international trade and national and foreign investments.

Distortions in Trade

Is full trade liberalization necessary to increase the export income of developing countries?

Access to knowledge: another ingredient

Agricultural biotechnology

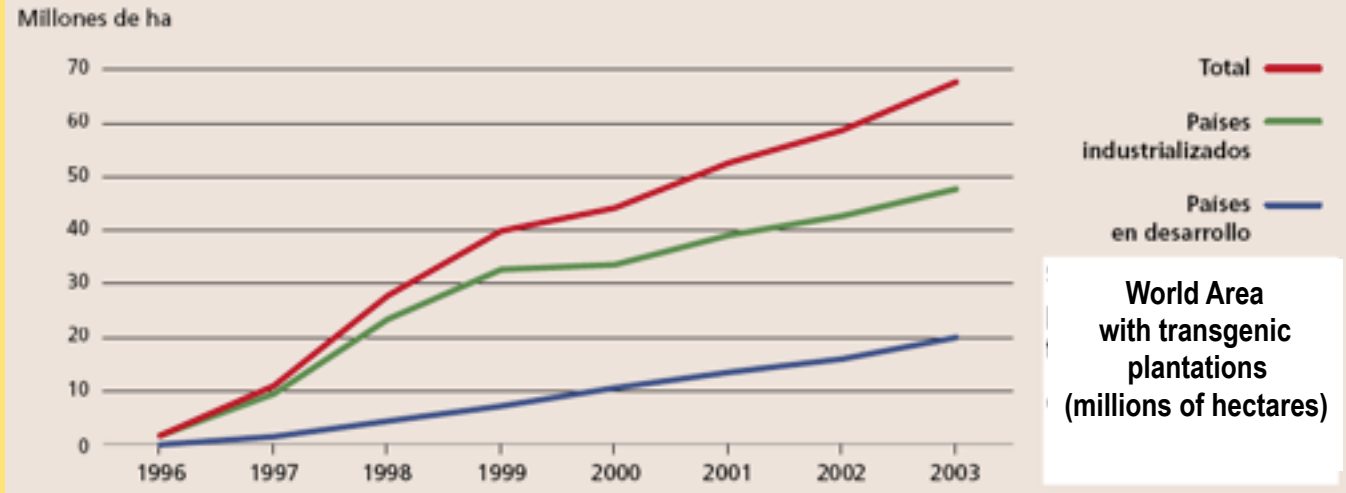
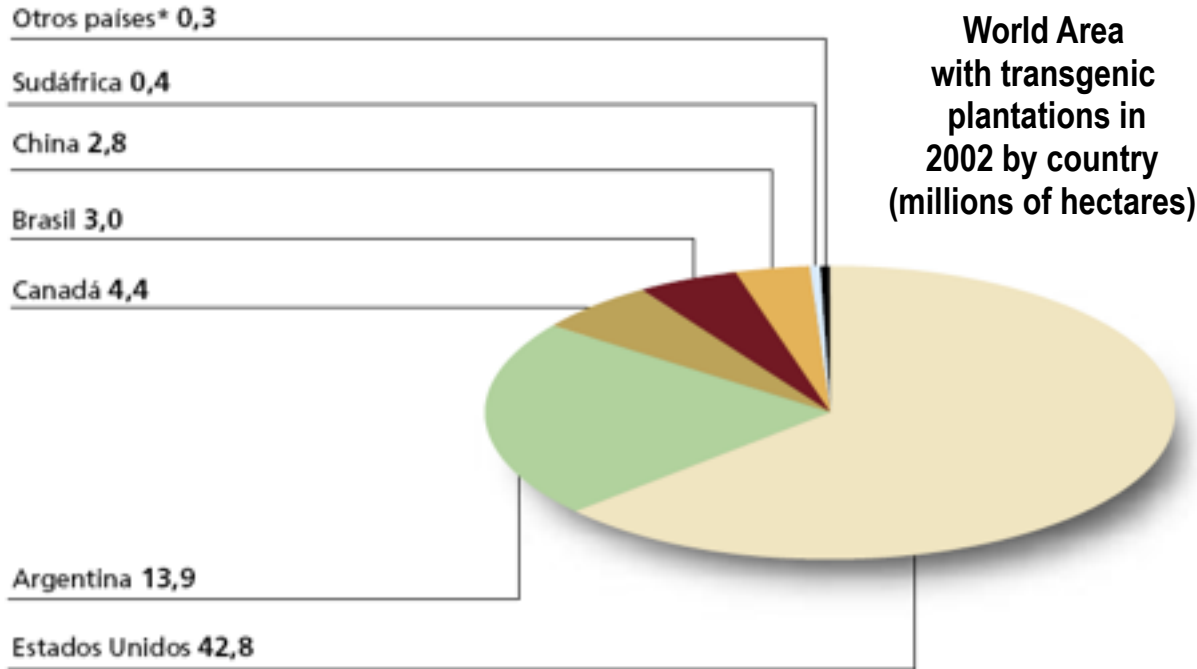
Can it help us attain food security?

Concerns and opportunities of biotechnology

- Health
- Environmental Safety
- Ethics
- Equity
- Decision-making process

Transgenics

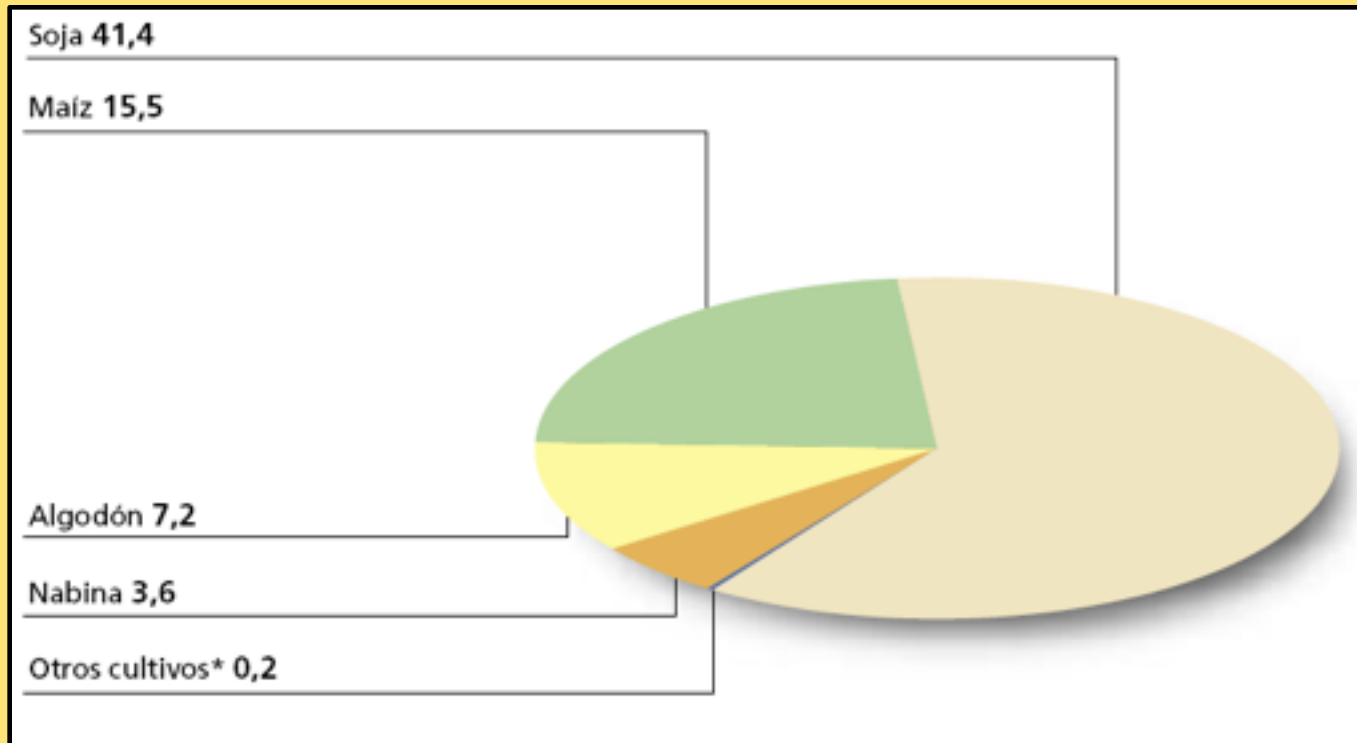
Only six countries, ten companies and four species represent 99% of world transgenics production



Source: FAO

Transgenics

World area planted with transgenics in 2002, by product



Wheat and Rice?



Main food cereals

Sorghum, Peas, Chick Peas
and Peanuts?



*Most important products for the
semi-arid tropics*

FAO position vis a vis agricultural biotechnology

- FAO supports a case by case evaluation system to determine bio-safety risks and benefits
- Food products should abide by common standards set for individual plants or animals
 - *Codex Alimentarius*

New demands on family agriculture

- Changes in consumption patterns and public concern over agricultural food quality and safety
- Good Agricultural Practices (GAP)

Better quality or non-tariff trade barrier?

Join the system or remain on the outside?

Promoting Food Security thru Family Agriculture

- Tailor public policies
- Capitalize on the potential of the new agriculture
- Increase its competitiveness

DECLARATION OF ROME(1996)

184 HEADS OF STATE AND GOVERNMENTS COMMITTED TO:

- **we will ensure an enabling political, social, and economic environment;**
- **we will implement policies aimed at eradicating poverty and inequality and improving physical and economic;**
- **we will strive to ensure that food, agricultural trade are conducive to fostering food security for all through a fair and market-oriented world trade system;**
- **we will promote optimal allocation and use of public and private investments to foster human resources**

How to define Food Security?

the twin tracks of bringing about sustainable long-term improvements in the livelihoods of poor people and expanding the access of vulnerable people to food

A program to foster agriculture

A long term minimum income policy linked to:

- Rural finance systems
- Infrastructure policies
- Knowledge transfer and training
- Sustainable Development policies (for land, water, nutrients and pests)



THANK YOU VERY MUCH